






How Will I Benefit?

Make a positive difference in the quality of your Scouting program and the impact that Scouting will have on the lives of its members. Be better prepared to give our youth the opportunity to live Scouting's values and to become better citizens!

Understand the latest **Leadership** and **Team Development** skills. Learn how to use these skills to become a **High Performance Team** and for the development and motivation of other team members.


Wood Badge Course themes are:

-  *Living the Values*
-  *Bringing the Vision to Life*
-  *Models for Success*
-  *Tools of the Trade*
-  *Leading to Make a Difference*

Understand how your **Values** relate to attitudes in your life. Establish a **Vision** to improve yourself and your Scouts. Build **Mission** goals to help you attain that **Vision**.

Become the leader who will make a positive difference in your pack, troop, crew, team, district, or council ... *and in your own life.*





Set a **good example** for those around you with an upbeat outlook by promoting fun and enjoyment in your program.



What are the dates?

Course Breakdown:

Part I: The Practical Experience

-  The first weekend begins on **Friday, September 15th** at 7:30 a.m. and concludes on **Sunday, September 17th** at 5:30 pm.
-  The second weekend begins on **Saturday, October 7th** at 7:30 am and concludes on **Monday, October 9th** at 4:00 pm.
-  Interim patrol meeting(s) will be held as planned by the patrol members.
-  Attendance at **both** weekends **and** the patrol meeting(s) is required.

Part II: The Application Phase

After the Practical Phase, you will fulfill a contract with yourself through your "Ticket" – five Scouting goals that you'll establish and complete over the next 18 months (April 9th, 2019).

And then, upon completion, you will be awarded your Wood Badge beads and become a permanent member of Wood Badge Troop 1.



For information please contact:

Greg Aylmer
Course Director
(631) 664-0089
bsataxi@optonline.net

Jim Grimaldi
Professional Advisor
Suffolk County Council
(631) 924-7000
james.grimaldi@scouting.org

*Do it for the Scouts
Do it for Yourself*

Discover the Leader in You

WOOD BADGE 2017

Leadership for Scouting Leadership for America



N2-404-17

Suffolk County and
Theodore Roosevelt Councils

September 15-17, 2017
Baiting Hollow Scout Reservation
Calverton, NY

October 7-9, 2017
Schiff Scout Reservation
Wading River, NY



Prepared. For Life.™

Growing B-P's Legacy

WOOD BADGE





Take part in Scouting's most advanced training course, focusing on **Leadership** and **Team Development**. Inspired by Lord Baden-Powell of Gilwell, Wood Badge has provided the ultimate training for hundreds of thousands of leaders around the world.

Who should attend Wood Badge?

Wood Badge is intended for **all** leadership positions, both volunteer and professional, across **all** of Scouting's programs:

-  Cub Scout
-  Boy Scout
-  Venturing
-  Varsity
-  Exploring

What are the Learning Objectives?

-  To recognize today's leadership concepts used across corporate America and leading organizations that are relevant to our values-based movement.
-  To apply the skills you learn from your participation as a member of a successful working team.
-  To revitalize your commitment to Scouting by sharing in an inspirational experience that will last for a lifetime.
-  To experience Scouting as a family of interrelated, values-based programs that provide age-appropriate activities for youth.



Where does the Course take place?

The first weekend will be at Baiting Hollow Scout Reservation, Calverton, NY. Classroom sessions and meals take place in and around the dining hall. The second weekend will be at Schiff Scout Reservation, Wading River, NY and will be an in-camp, outpost experience practicing basic patrol camping.





What does the Course cost?

The course fee is \$240.00 and must be paid in full by 8/18/17. All food, instructional materials and recognitions are included. A \$50.00 deposit reserves your place on Gilwell Field. The course is limited to 48 participants, so don't delay. Refund requests will be accepted up to 30 days prior to the course.

What if the Course fee is an issue?

The Carl Gullans/Bill Somerville Scholarship fund was initiated in 2011. These funds will be used to assist scouters with financial challenges to participate in a Wood Badge Course. If assistance is needed or you are interested in making a donation, please contact Bob Koch at bobbbsa@optonline.net.

What is Required to Participate?

-  Be registered as an adult leader in the BSA
-  Complete the training course specific for your scouting position
-  Provide the Annual Health and Medical Record form valid through October 2017
-  Bring to the course an eagerness to learn ... and a willingness to have a lot of fun

Where do I get more information?

Greg Aylmer Course Director (631) 664-0089 bsataxi@optonline.net	Jim Grimaldi Professional Advisor (631) 924-7000 james.grimaldi@scouting.org
---	---

WOOD BADGE N2-404-17 APPLICATION

Name _____
Address _____
City _____
State _____ Zip _____
Home Phone (____) _____
Cell Phone (____) _____
E-mail _____
Unit and # _____
District _____
Council _____
Primary Position _____
Training(s) Completed _____

Mail \$50 Deposit (payable to Suffolk County Council) and Application to:

Suffolk County Council – BSA
ATTN: Wood Badge N2-404-17
7 Scouting Blvd
Medford, NY 11763
Account # 1-6801-901-20
Register on line at
www.sccbsa.org/woodbadge

If paying by credit card (circle one):

Visa MasterCard AmEx

Card # _____

Exp. Date _____

Signature _____